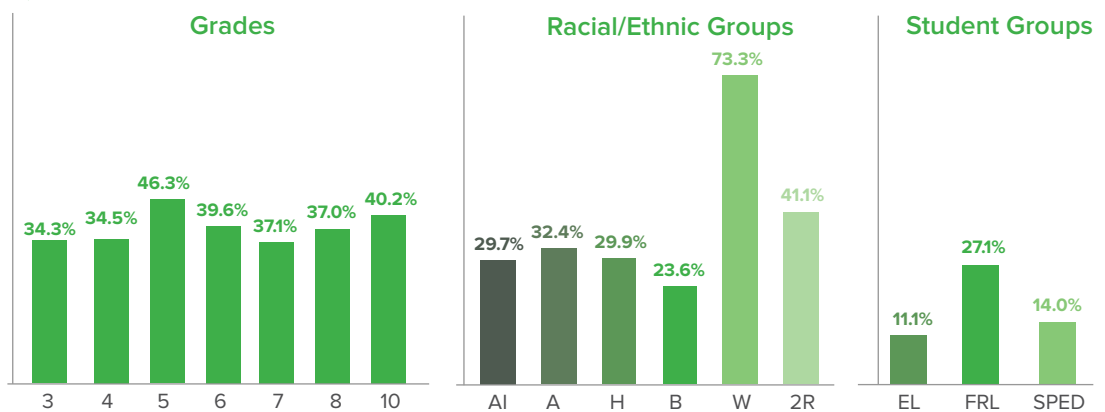
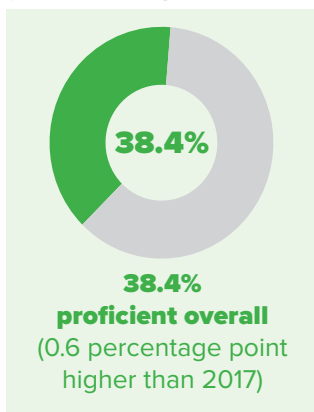


2018 MCA and ACCESS for ELLs 2.0 Results

The Minnesota Comprehensive Assessment (MCA) is a standardized test taken by students across the state in grades 3-8 and 11 (for math), grades 3-8 and 10 (for reading), and grades 5, 8 and high school (for science). The Assessing Comprehension and Communication State-to-State (ACCESS) for English Language Learners (ELLs) 2.0 is a standardized test taken by English learners across the state in grades K-12.

MCA READING

(District-wide grades 3-8 and 10)

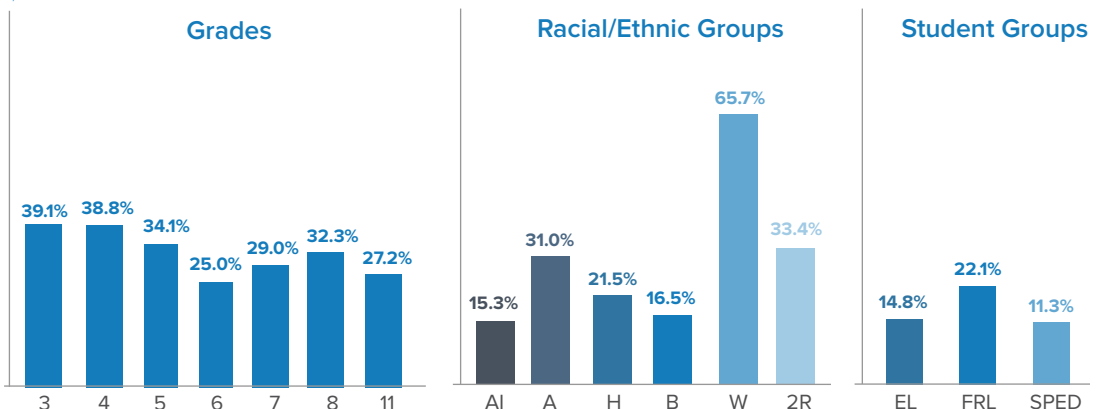
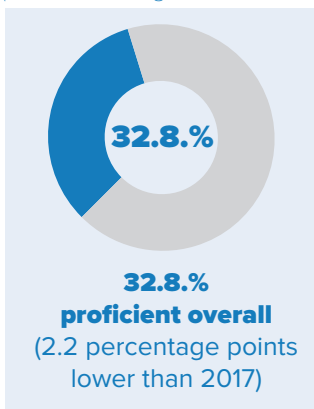


2018 MCA Reading Proficiency Rates Compared* to 2017:

- Overall proficiency increased (0.6).
- Across grades, proficiency increased at 3rd, 4th, 6th, 7th and 10th.
- Across student racial groups, proficiency rates of Asian, American Indian, Black, Hispanic, White and students of 2 or more races increased (2.5, 5.1, 0.5, 0.2, 1.3, 0.7 respectively).

MCA MATH

(District-wide grades 3-8 and 11)



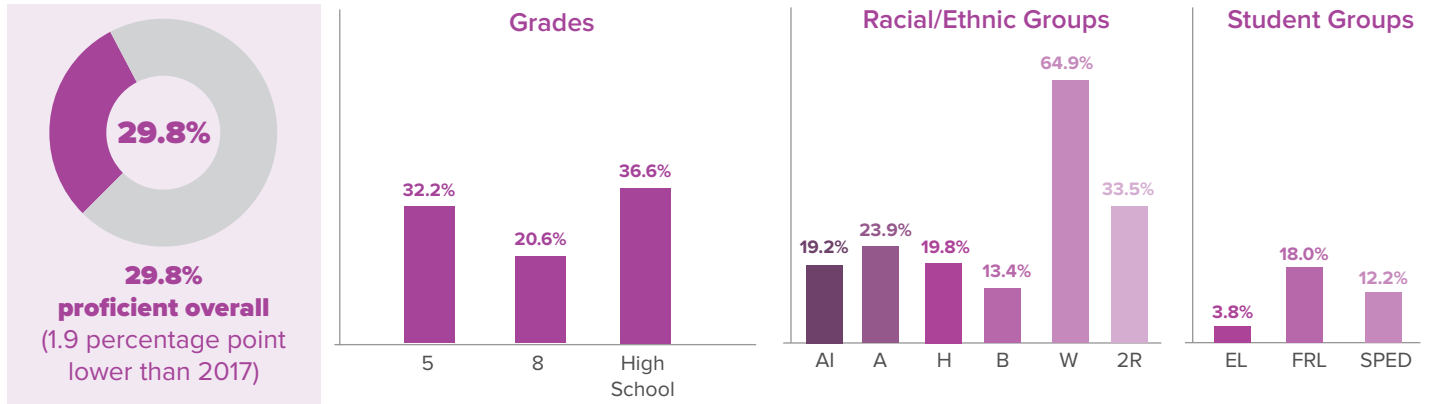
2018 MCA Math Proficiency Rates Compared* to 2017:

- Overall proficiency decreased (2.2).
- Across grades, proficiency increased at 7th (0.8).
- Across student racial groups, proficiency rates of American Indian students increased slightly (2.8).
- Proficiency rates of Asian, Black, Hispanic, White and students of 2 or more races decreased (2.3, 1.8, 2.7, 0.5, 3.4 respectively).

KEY: AI - American Indian, A - Asian, H - Hispanic, B - Black, W - White, 2R - 2 or More Races
EL - English Learner, FRL - Free or reduced price lunch, SPED - Special Education

MCA SCIENCE

(District-wide grades 5, 8 and High School)

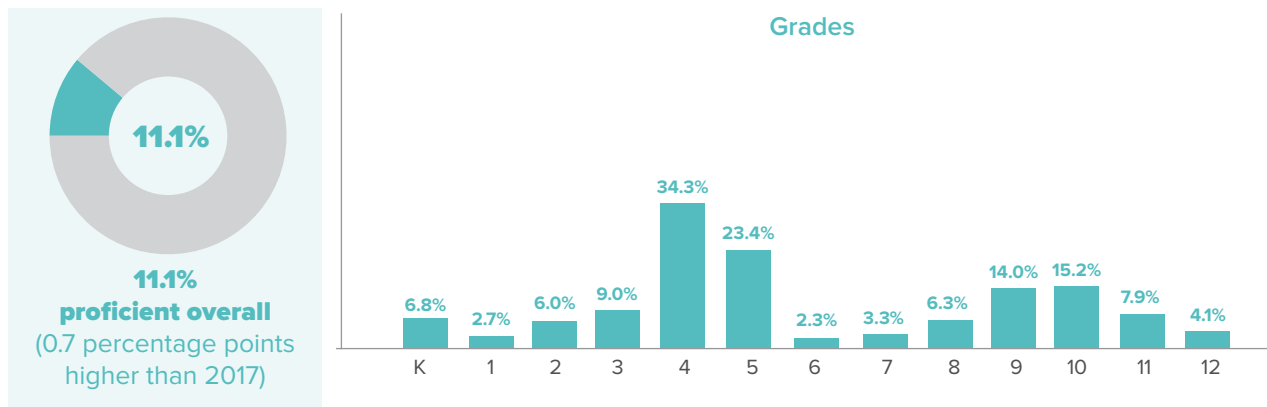


2018 MCA Science Proficiency Rates Compared* to 2017:

- Overall proficiency decreased (1.9).
- Across grades, proficiency increased at high school (1.6).
- Proficiency rates of Asian, American Indian, Black, Hispanic, White and students of 2 or more races decreased (2.6, 1.5, 1.0, 3.5, 0.4, 0.1 respectively).

ACCESS for ELLs 2.0 COMPOSITE

(District-wide in grades K-12)



2018 ACCESS Proficiency:

- Overall proficiency increased (0.7).
- Across grades, proficiency is the highest at 4th, 5th, 10th and 9th. (34.3, 23.4, 15.2 and 14.0 respectively).

KEY: AI - American Indian, A - Asian, H - Hispanic, B - Black, W - White, 2R - 2 or More Races
EL - English Learner, FRL - Free or reduced price lunch, SPED - Special Education

* Comparisons made in percentage points