

# Changing Your Active Directory Password

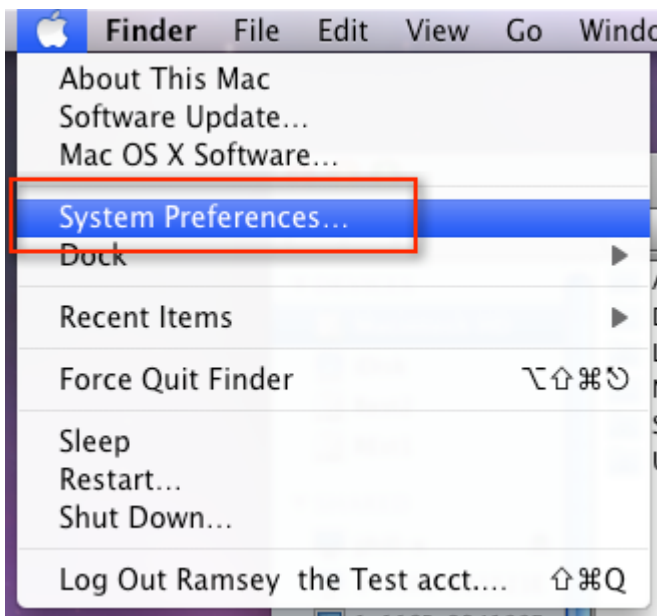
Note that your Active Directory password expires every 90 days. You can change your password more often if desired. If you are warned that the password is going to expire, you should change it at your earliest convenience. If your password expires you will be locked out of Campus, SPPS Apps and other online systems and may have difficulty logging in to computers. If you have issues logging in please contact the Service Desk at 603-HELP (34357).

NOTE: Active Directory is a shared login system. Changing your Active Directory password will change it for all computers and services that use Active Directory (i.e. Campus, SPPS Apps, Destiny, etc)

## Changing Your Password on a Mac

### For OS X 10.4 and newer

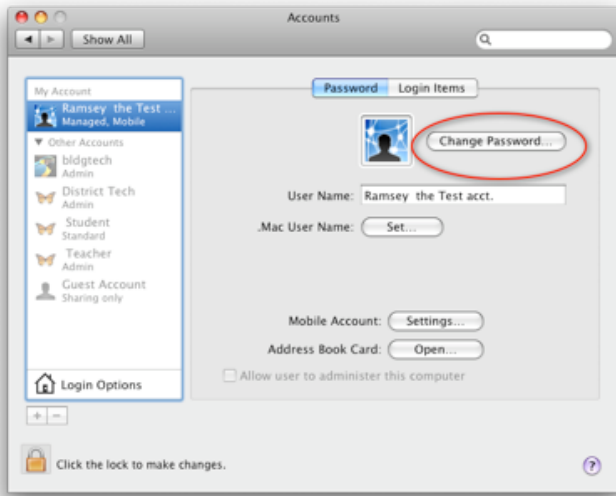
1. Login with your AD account. (e111223)
2. From the Apple Menu in the top Left, select System Preferences.



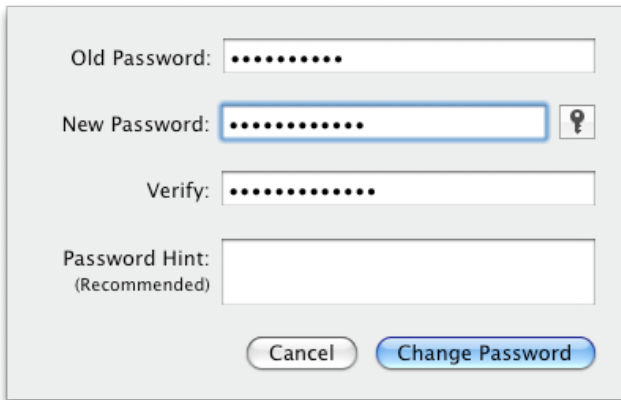
3. Click on the Accounts button in the lower left.



4. Click 'Change Password'



5. Enter your old password once and your new password twice. Click 'Change Password' to save.



6. Your password has now been changed.

NOTE: If you are unable to change your password using the above instructions your password may have expired, please perform the following procedure when you are connected to the SPPS network.

1. Log out of your computer by clicking on the Apple Menu and selecting Log Out...
2. Log back in using your existing password.
3. Change your password as prompted.