

# MySPPS Bus

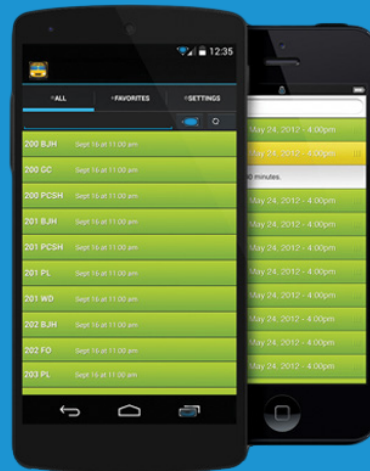
Saint Paul Public Schools has a new way to learn if your child's school bus is on-time. Introducing the MySPPS Bus app, available now through Google Play and the Apple App Store.

 On Time

 10+ minute delay

 Buses canceled

Learn more at [spps.org/bus](http://spps.org/bus)



Available on the  
App Store

GET IT ON  
Google play

## MySPPS Bus offers:



Alerts on your Smart Phones for bus routes that are running more than 10 minutes behind schedule



A program on your Smart Phone that is easy to use



The option to share bus delay information with friends and family through text messaging, email, Facebook or Twitter



The ability to add specific bus routes to your "Favorites"

## School Bus Information Online

School bus information is also available on every school's website.

Find each school's bus routes and download the MySPPS Bus app by entering /bus at the end of your school's website address. For example: [galtier.spps.org/bus](http://galtier.spps.org/bus). School websites will automatically refresh with the latest updates every three minutes.

### Don't Know Your Child's Bus Route?


Contact your school clerk. All school bus routes are identified by the school name and a letter, such as "Central A." Most school buses also have the route letter displayed in a side window of the bus.

### Please Note:

- School bus information is updated online and through the MySPPS Bus app each time a bus company reports late buses to the SPPS Department of Transportation. This **is not** a GPS tracking system and updated information for each bus route may lag.
- **MySPPS Bus** is only meant to communicate a bus delay at the time it was posted. Buses can sometimes make up time later in the routes. Families should still plan to be at the bus stop at the designated time in case the bus shows up on time.
- SPPS cannot provide technical support for the app or online service.
- Currently, the **MySPPS Bus** is only available in English.

# Instructions


1



Download the MySPPS Bus app from Google Play or the Apple App Store, or directly from any school website.

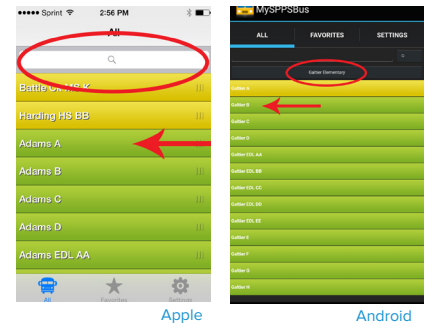
Hint: Search for “St Paul Public Schools” in the app stores.

2



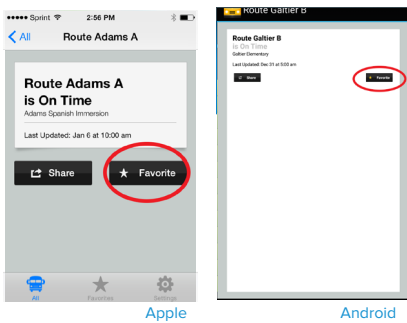
Open the MYSPPS Bus app.

3



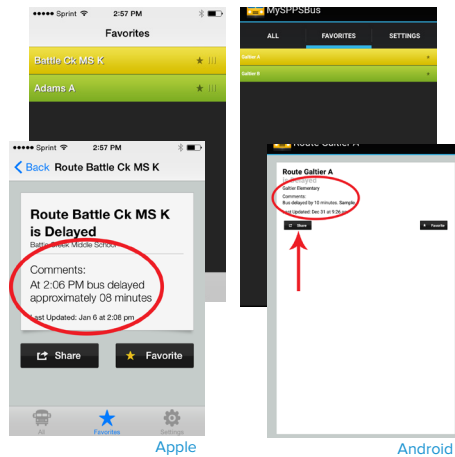
Find your school and then click on your child’s bus route.

4



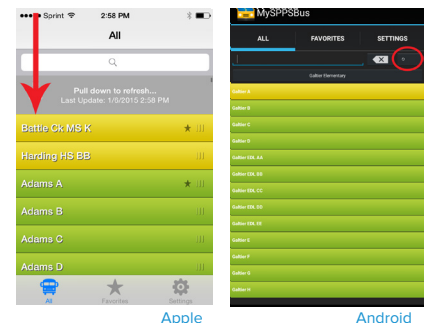
Save that bus as a “Favorite.” You’ll then see your child’s bus status under “Favorite” within the MySPPS Bus app.

5



Here’s how it looks when one of your “Favorite” buses is delayed. On-time buses appear in green; late buses appear in yellow. For more information, click on the yellow bar to read comments about the delay. You can click on the “Share” button to send the bus information to others through text messaging, email, Facebook or Twitter.

6



Be sure to refresh the app on a regular basis in order to see the most up-to-date information.